



Jill Brewer
Angelina County Treasurer
Monthly Report for January 2022

The State of Texas
County of Angelina
Affidavit

The Treasurer's Monthly report includes, but is not limited to, money received and disbursed, county long-term debt, and any other notable proceedings in the Treasurer's office that would pertain to the financial position of Angelina County. LGC §114.026(d).


All investments are in compliance with both the Public Funds Investment Act and the Angelina County Investment policy. As Angelina County Treasurer, I believe that the "return of principal" takes precedent over any "return on investment" (i.e. investment income) §LGC 2256.023

Therefore, I, Jill Brewer, County Treasurer in and for Angelina County do hereby present this report as true and correct statement, to the best of my knowledge.

Filed with accompanying report titled "Treasurer's Monthly Report", Angelina County, on this 25th day of February 2022.




Jill Brewer, County Treasurer




Amy Fincher, County Clerk
(recorded in minutes of meeting)

Commissioners Court, having reviewed the monthly Treasurer's Report as presented does hereby approve this report and acknowledges the filing of this report in the official minutes of this scheduled meeting of Angelina County Commissioners Court, on this 25th day of February 2022.



Rodney Paulette, Commissioner, PCT 1



Don Lymbery, County Judge



Kermit Kennedy, Commissioner, PCT 2



Terry Pitts, Commissioner, PCT 3



Steve Smith, Commissioner, PCT 4





Treasurer's Monthly Report
Angelina County
For the Month of
January-22

Fund	Beginning Cash Balance	Revenues	Expenditures	Net Change Assets	Net Change Liabilities	Calculated Ending Balance	Actual Ending Balance
010 - GENERAL FUND	\$ 18,435,917.58	\$ 329,711.68	\$ 2,357,960.90	\$ (6,502,008.28)	\$ 4,473,759.06	\$ 11,933,909.30	\$ 11,933,909.30
011 - M.H.M.R. SERVICES	78,133.58	-	4,745.00	(3,500.00)	(1,245.00)	74,633.58	74,633.58
012 - EMPLOYEES BENEFIT FUND	1,090,289.84	290,817.25	409,480.02	(118,513.77)	(149.00)	971,776.07	971,776.07
013 - JURY FUND	299,353.12	95,650.00	2,305.00	(3,825.54)	97,170.54	295,527.58	295,527.58
014 - ELECTION SERVICES CONTRACT FUND	34,266.53	-	-	-	-	34,266.53	34,266.53
018 - JUVENILE PROBATION FEES FUND	58,216.97	150.00	-	150.00	-	58,366.97	58,366.97
020 - LAW LIBRARY FUND	47,739.53	-	-	(1,973.00)	1,973.00	45,766.53	45,766.53
022 - CASSELS,BOYKINS PARK	186,583.19	6,466.50	9,695.63	(3,465.99)	236.86	183,117.20	183,117.20
025 - ADULT PROBATION	677,449.15	24,044.00	95,355.36	(99,605.75)	28,294.39	577,843.40	577,843.40
028 - JUVENILE SERVICES	(251,840.37)	68,118.00	122,293.42	(93,031.66)	38,856.24	(344,872.03)	(344,872.03)
029 - RECORD MANAGEMENT,COUNTY	855,831.68	-	3,423.74	(8,725.94)	5,302.20	847,105.74	847,105.74
030 - TEEN COURT FUND	4,994.65	-	-	-	-	4,994.65	4,994.65
031 - ROAD & BRIDGE FUND #1	-	-	-	-	-	-	-
032 - ROAD & BRIDGE FUND #2	-	-	-	-	-	-	-
033 - ROAD & BRIDGE FUND #3	-	-	-	-	-	-	-
034 - ROAD & BRIDGE FUND #4	-	-	-	-	-	-	-
035 - COUNTY UNIT ROAD SYSTEM	618,007.09	2,779,541.80	362,913.50	(390,456.50)	2,807,084.80	227,550.59	227,550.59
036 - SECURITY FEES FUND	278,673.11	-	-	-	-	278,673.11	278,673.11
037 - RECORD MANAGEMENT , DIST	53,530.66	-	-	-	-	53,530.66	53,530.66
038 - JUVENILE COMMUNITY SERVIC	28,046.82	-	-	-	-	28,046.82	28,046.82
039 - DISTRICT COURT TECHNOLOGY FUND	105,201.57	-	-	-	-	105,201.57	105,201.57
043 - COUNTY RECORD PRESERVATIO	280,376.47	-	-	-	-	280,376.47	280,376.47
050 - PAYROLL FUND	47,296.31	-	-	1,117.81	(1,117.81)	48,414.12	48,414.12
058 - 2020 AMERICAN RESCUE PLAN (ARP)	8,410,769.44	-	-	-	-	8,410,769.44	8,410,769.44
059 - 2020 CARES ACT GRANTS	1,982,518.33	-	-	(10,742.65)	10,742.65	1,971,775.68	1,971,775.68
061 - RADIO,TELECOMMUNICATIO E	1,464.40	-	-	(1,380.00)	1,380.00	84.40	84.40
062 - SAFPF RE-ENTRY COURT GRAN	91,477.14	98.88	2,190.19	(361.31)	(1,730.00)	91,115.83	91,115.83
065 - GRANTS FUND	178,927.83	5,398.07	-	5,398.07	-	184,325.90	184,325.90
066 - TAX NOTES DEBT ISSUE-OCTOBER 2014	12,642.26	-	-	-	-	12,642.26	12,642.26
067 - DA STATE GRANTS FUND	(10,180.46)	-	1,124.33	(1,124.33)	-	(11,304.79)	(11,304.79)
069 - DRUG COURT GRANT	72,747.38	598.88	4,323.52	(3,160.56)	(564.08)	69,586.82	69,586.82
070 - CONSTABLE #1 FORFEITURE F	7,689.24	-	-	-	-	7,689.24	7,689.24
072 - SHERIFF/FEDERAL FORFEITURE FUND	5,508.78	-	-	-	-	5,508.78	5,508.78
073 - SHERIFF'S FORFEITURE FUND	44,205.34	-	2,500.00	(2,500.00)	-	41,705.34	41,705.34
074 - COUNTY ATTORNEY FORFEITUR	135,527.23	-	30.83	(30.83)	-	135,496.40	135,496.40
075 - DEBT SERVICE FUND	337,571.31	896,095.00	-	-	896,095.00	337,571.31	337,571.31

(continued on next page)

Fund	Beginning Cash Balance	Revenues	Expenditures	Net Change Assets	Net Change Liabilities	Calculated Ending Balance	Actual Ending Balance
077 - TAX NOTE, SERIES 2020	\$ 2,740,489.47	\$ -	\$ -	\$ -	\$ -	\$ 2,740,489.47	\$ 2,740,489.47
079 - DISTRICT ATTORNEY FORFEITURE FUND	116,337.00	-	270.93	(399.90)	128.97	115,937.10	115,937.10
080 - ANGELINA COUNTY LANDFILL	407,461.60	260,305.64	133,692.63	(45,239.44)	171,852.45	362,222.16	362,222.16
083 - ANGELINA COUNTY AIRPORT	202,683.57	52,262.77	86,442.25	(281,329.22)	247,149.74	(78,645.65)	(78,645.65)
084 - PRE-TRIAL INTERVENTION PROGRAM	46,735.08	125.00	177.39	(52.39)	-	46,682.69	46,682.69
086 - DA JUDICIARY APPORTIONMENT FUND	2,592.67	-	692.13	(692.13)	-	1,900.54	1,900.54
092 - ABANDONED PROPERTY FUND	44.49	-	-	-	-	44.49	44.49
094 - CONSTABLE #4 FORFEITURE FUND	167.11	-	-	-	-	167.11	167.11
097 - COUNTY ATTORNEY HOT,CHECK	71,703.31	55.00	1,115.46	(1,093.66)	33.20	70,609.65	70,609.65
999 - POOLED CASH	2,148,998.77	-	-	5,640,641.67	(5,640,641.67)	7,789,640.44	7,789,640.44
Report Total:	\$ 39,936,148.77	\$ 4,809,438.47	\$ 3,600,732.23	\$ (1,925,905.30)	\$ 3,134,611.54	\$ 38,010,243.47	\$ 38,010,243.47

INVESTMENT SUMMARY

<u>INVESTMENT POOLS</u>	BEGINNING BALANCE	INTEREST EARNED	(WITHDRAWLS)	DEPOSITS	ENDING BALANCE	INTEREST RATE	% OF INVESTMENTS
TEXSTAR WASTE MANAGEMENT 080	\$ 100,015.89	\$ 0.88			\$ 100,016.77	0.0100%	
TEXSTAR EMPLOYEE BENEFIT FUND 012	100,023.05	0.88			100,023.93	0.0100%	
TEXSTAR GEN FUND	100,008.68	0.88			100,009.56	0.0100%	
TEXAS CLASS CSCD	308,619.08	8.69			308,627.77	0.0332%	
TEXAS CLASS	101,206.45	2.85			101,209.30	0.0332%	
TEXAS CLASS SETTLEMENT 1999	507,959.45	10.07	(200,000.00)		307,969.52	0.0332%	
TEXPOOL	735,255.99	107.75	(9,000,000.00)	9,599,684.49	1,335,048.23	0.0376%	
	<u>\$ 1,953,088.59</u>				<u>\$ 2,352,905.08</u>		0.05%
<u>INSURED CASH SWEEP</u>							
FNBWF- ICS	\$ 91,821.52	14.45			91,835.97	0.1790%	
UBANK -ICS	21,130,449.19	11,667.87			21,142,117.06	0.6500%	
	<u>\$ 21,222,270.71</u>				<u>\$ 21,233,953.03</u>		0.42%
<u>MONEY MARKET</u>							
COMMERCIAL BANK MONEY MARKET	<u>\$ 16,171,349.25</u>	12,361.11			<u>\$ 16,183,710.36</u>	0.9000%	0.32%
<u>INTEREST BEARING CHECKING</u>							
DEPOSITORY BANK	<u>\$ 2,868,439.72</u>	719.55	(4,244,377.12)	11,064,183.73	<u>\$ 9,688,965.88</u>	0.2500%	0.19%
<u>CERTIFICATES OF DEPOSIT PORTFOLIO</u>							
FINANCIAL NORTHEASTERN	<u>\$ 1,404,670.91</u>	(6,225.84)		200,000.00	<u>\$ 1,598,445.07</u>	attached schedule	0.03%
TOTAL OF LIQUID INVESTMENTS	<u>\$ 43,619,819.18</u>	<u>\$ 18,669.14</u>	<u>\$ (13,444,377.12)</u>	<u>\$ 20,863,868.22</u>	<u>\$ 51,057,979.42</u>		

MISCELLANEOUS ITEMS

Waste Mgmt TRUST as of 12.31.2021	\$ 8,212,447.12	PAYABLES	\$ 2,990,588
SALES TAX PAYMENT FROM STATE	\$ 705,752.63	PAYROLL	\$ 1,403,942
Y-T-D INTEREST EARNED	\$ 18,669.14		

AVERAGE WEIGHTED INDICATORS

WAM OVERALL IN DAYS	25
WAY OVERALL PERCENTAGE	0.63%
30 DAY US TREASURY RATE 01.31.2022	0.03%

LONG TERM DEBT

<u>ACCOUNT NAME</u>	BALANCE 01.01.22	PRINCIPAL PAID	INTEREST PAID	CHANGE IN ASSETS	BALANCE 12.31.22
ANTICIPATION NOTES 2020	\$ 5,388,664.38				\$ 5,388,664.38
TAX REFUNDING BONDS 2012	\$ 719,500.00				\$ 719,500.00
FIRST NATIONAL BANK OF WICHITA FALLS	\$ 713,379.14	57,880.59	1,996.88		653,501.67
CANON FINANCIAL SERVICES	48,650.69	1,677.61	-		46,973.08
TOTAL LONG TERM INDEBITNESS	<u>\$ 6,870,194.21</u>	<u>\$ 59,558.20</u>	<u>\$ 1,996.88</u>	<u>\$ -</u>	<u>\$ 6,808,639.13</u>

**ANGELINA COUNTY
INTEREST ALLOCATION
January-22**

FUND NAME	FUND NO	BALANCE	INTEREST ALLOCATION	
GENERAL FUND	010	(14,165,623.98)		
PAYROLL FUND	050	35,593.54		
MISCELLANEOUS GRANTS	065	184,325.90		
TOBACCO SETTLEMENT	010	1,906,414.59		
TEX STAR	010	100,009.56		
ICS FNB	010	91,835.97		
ICS UBANK	010	21,142,117.06		
TEXPOOL	010	1,335,048.23		
MONEY MKT INVESTMENTS	010	16,183,710.36		
TEXAS CLASS GENERAL FUND	010	101,209.30		
GENERAL FUND TOTAL	010	26,914,640.53	26,914,640.53	13,755.73
MHMR SERVICES	011	74,633.58	74,633.58	38.14
EMPLOYEE BENEFITS FUND	012	871,753.02	871,753.02	445.54
JURY FUND	013	391,177.58	391,177.58	199.93
ELECTION SERVICES	014	34,266.53	34,266.53	17.51
JUVENILE PROBATION FEES	018	58,366.97	58,366.97	29.83
LAW LIBRARY FUND	020	45,766.53	45,766.53	23.39
CASSELS BOYKINS PARK	022	184,948.20	184,948.20	94.52
CSCD	025	275,494.32	275,494.32	140.80
JUVENILE SERVICES	028	(354,140.84)	-	-
TITLE VI E PLACEMENT GRANT 028-000-2894	028	8,938.81	8,938.81	4.57
RECORD MGMT - COUNTY CLERK	029	847,105.74	847,105.74	432.95
TEEN COURT FUND	030	4,994.65	4,994.65	2.55
UNIT ROAD SYSTEM	035	3,006,751.59	3,006,751.59	1,536.71
SECURITY FEES FUND	036	278,673.11	278,673.11	142.43
RECORD MGMT - DISTRICT CLERK	037	53,530.66	53,530.66	27.36
JUVENILE COMMUNITY SERVICE	038	28,046.82	28,046.82	14.33
DISTRICT CLERK RECORD MGMT	039	105,201.57	105,201.57	53.77
COUNTY RECORD PRESERVATION FUND	043	280,376.47	280,376.47	143.30
2020 AMERICAN RESCUE PLAN	058	8,410,769.44	8,410,769.44	4,298.64
2020 CARES ACT GRANTS	059	1,962,212.38	1,962,212.38	1,002.86
RADIO TELECOMMUNICATIONS GRANT	061	84.40	84.40	0.04
SAFF DRUG ENTRY COURT	062	91,115.83	91,115.83	46.57
TAX NOTES, SERIES 2014	066	12,642.26	12,642.26	6.46
DA GRANTS	067	(11,304.79)	-	-
DRUG COURT GRANT	069	69,586.82	69,586.82	35.56
CONSTABLE #1 FORFEITURE FUND	070	7,689.24	7,689.24	3.93
SHERIFF'S FORFEITURE-FEDERAL	072	5,508.78	5,508.78	2.82
SHERIFF'S FORFEITURE	073	41,705.34	41,705.34	21.32
CA/TDPS FEDS FORFEITURE FUND	074	135,496.40	135,496.40	69.25
DEBT SERVICE FUND	075	1,233,666.31	1,233,666.31	630.51
TAX NOTES SERIES 2020	077	2,740,489.47	2,740,489.47	1,400.63
DA FORFEIT FUND	079	115,937.10	115,937.10	59.25
LANDFILL	080	193,769.59	193,769.59	99.03
AIRPORT	083	111,615.25	111,615.25	57.05
ABANDONED PROPERTY FUND	092	1,900.54	1,900.54	0.97
CONSTABLE #5 FORFEITURE FUND	094	44.49	44.49	0.02
COUNTY ATTORNEY HOT CHECK FUND	097	167.11	167.11	0.09
DISTRICT ATTORNEY FUND	098	70,609.65	70,609.65	36.09
		48,304,231.45	48,669,677.08	24,874.46
CD INTEREST EARNED**		-		
TEXAS CLASS GF		0.88		
TEXSTAR GF		2.85		
TEXPOOL		107.75		
MM INVEST		12,361.11		
ICS FNB		14.45		
ICS UBANK		11,667.87		
CHECKING ACCOUNT INTEREST		719.55		
INTEREST EARNED		24,874.46		

This report is for illustration purposes only. The ACTUAL recording of interest is conducted by the County Auditor's office.

**CD INTEREST EARNED AT MATURITY

**CERTIFICATE OF DEPOSIT SCHEDULE
FOR THE MONTH ENDED JANUARY 2022**

BANK	COUNTY ACCOUNT	NAME	COUPON FREQUENCY	MATURITY	DURATION	AMOUNT	ANNUAL INTEREST RATE
FINANCIAL NORTHEASTERN COMPANIES							
	<u>ANGELINA CO (TOBACCO STLMT)</u>						
		MORGAN STANLEY	Semi-Annual	2/22/2022	24 MO	\$ 200,000	1.70%
		GOLDMAN SACHS BANK USA	Maturity	5/20/2022	24 MO	200,000	0.55%
		COMENITY BANK	Monthly	5/15/2023	24MO	200,000	0.20%
		BMW BANK OF NORTH AMERICA	Semi-Annual	11/21/2023	30 MO	100,000	0.25%
		LEADER BANK, NATIONAL ASSOCIATION	Semi-Annual	6/3/2024	36 MO	100,000	0.25%
		NEW YORK COMMUNITY BANK	Semi-Annual	6/3/2024	36 MO	200,000	0.35%
		SALLIE MAE BANK	Semi-Annual	8/26/2024	36 MO	200,000	0.65%
		GREENSTATE CU	Semi-Annual	10/15/2024	36 MO	200,000	0.70%
		PENTAGON FCU	Monthly	1/31/2025	36 MO	200,000	1.25%
						<u>\$ 1,600,000</u>	
					TOTAL INVESTMENTS IN CD'S	<u><u>\$1,600,000</u></u>	
					WAM	654 DAYS	
					WAY	0.71%	

I, Jill Brewer, Treasurer, in and for Angelina County Texas do hereby certify this monthly report to be a correct and accurate report of all Angelina County transactions in the bank and investment accounts under the control of the County Treasurer for the month of January 2022.

Jill Brewer