



Jill Brewer
Angelina County Treasurer
Monthly Report for September 2023

**The State of Texas
County of Angelina
Affidavit**

The Treasurer's Monthly report includes, but is not limited to, money received and disbursed, county long-term debt, and any other notable proceedings in the Treasurer's office that would pertain to the financial position of Angelina County. LGC §114.026(d).

All investments are in compliance with both the Public Funds Investment Act and the Angelina County Investment Policy. As Angelina County Treasurer, I believe that the "return of principal" takes precedent over any "return on investment" (i.e. investment income) §LGC 2256.023

Therefore, I, Jill Brewer, County Treasurer in and for Angelina County do hereby present this report as true and correct statement, to the best of my knowledge.

Filed with accompanying report titled "Treasurer's Monthly Report", Angelina County, on this 24th day of October 2023.




Jill Brewer, County Treasurer




Amy Fincher, County Clerk
(recorded in minutes of meeting)


Commissioners Court, having reviewed the monthly Treasurer's Report, as presented, does hereby approve this report and acknowledges the filing of this report in the official minutes of this scheduled meeting of Angelina County Commissioners Court, on this 24th day of October 2023.




Keith Wright, County Judge



Kent Walker, Commissioner, PCT 1



Kermit Kennedy, Commissioner, PCT 2



Terry Pitts, Commissioner, PCT 3



Kenneth Jeffrey, Commissioner, PCT 4





**Treasurer's Report
Angelina County
For the Month of
September-23**

Fund	Beginning Cash Balance	Revenues	Expenditures	Net Change Assets	Net Change Liabilities	Calculated Ending Balance	Actual Ending Balance
010 - GENERAL FUND	\$ 16,637,514.34	\$ 879,342.98	\$ 1,963,372.93	\$ (1,122,066.25)	\$ 38,036.30	\$ 15,515,448.09	\$ 15,515,448.09
011 - M.H.M.R. SERVICES	53,095.08	-	3,600.00	(4,240.00)	640.00	48,855.08	48,855.08
012 - EMPLOYEES BENEFIT FUND	2,110,420.43	478,876.14	339,882.04	138,994.10	-	2,249,414.53	2,249,414.53
013 - JURY FUND	413,075.37	-	9,126.27	(6,233.13)	(2,893.14)	406,842.24	406,842.24
014 - ELECTION SERVICES CONTRACT FUND	43,546.34	-	-	-	-	43,546.34	43,546.34
018 - JUVENILE PROBATION FEES FUND	62,419.24	60.00	-	60.00	-	62,479.24	62,479.24
020 - LAW LIBRARY FUND	86,214.44	-	2,555.54	(2,555.54)	-	83,658.90	83,658.90
022 - CASSELS,BOYKINS PARK	143,689.15	2,444.77	8,267.24	(8,003.63)	2,181.16	135,685.52	135,685.52
025 - ADULT PROBATION	806,177.93	415,568.00	66,426.23	225,107.22	124,034.55	1,031,285.15	1,031,285.15
028 - JUVENILE SERVICES	819,589.69	2,730.00	190,755.51	(257,816.11)	69,790.60	561,773.58	561,773.58
029 - RECORD MANAGEMENT, COUNTY	1,267,548.84	-	8,405.17	(8,528.92)	123.75	1,259,019.92	1,259,019.92
035 - COUNTY UNIT ROAD SYSTEM	3,813,681.74	100.00	441,035.24	(511,503.91)	70,568.67	3,302,177.83	3,302,177.83
036 - SECURITY FEES FUND	380,435.24	-	251.56	(251.56)	-	380,183.68	380,183.68
037 - RECORD MANAGEMENT , DIST	288,796.60	-	-	-	-	288,796.60	288,796.60
039 - DISTRICT COURT TECHNOLOGY FUND	10.07	-	-	-	-	10.07	10.07
050 - PAYROLL FUND	40,209.69	-	-	(21,637.89)	21,637.89	18,571.80	18,571.80
058 - 2020 AMERICAN RESCUE PLAN (ARP)	15,318,366.00	-	409,983.37	(238,259.09)	(171,724.28)	15,080,106.91	15,080,106.91
059 - 2020 CARES ACT GRANTS	1,525,031.79	-	-	-	-	1,525,031.79	1,525,031.79
061 - RADIO TELECOMMUNICATIO E	86.52	-	-	-	-	86.52	86.52
062 - SAFFP RE-ENTRY COURT GRAN	137,031.18	-	548.80	(2,605.80)	2,057.00	134,425.38	134,425.38
065 - GRANTS FUND	(7,440.90)	6,625.00	8,557.14	(76,435.86)	74,503.72	(83,876.76)	(83,876.76)
067 - DA STATE GRANTS FUND	100,295.34	-	-	-	-	100,295.34	100,295.34
069 - DRUG COURT GRANT	68,673.75	-	2,428.92	(6,445.92)	4,017.00	62,227.83	62,227.83
070 - CONSTABLE #1 FORFEITURE F	8,014.94	-	-	-	-	8,014.94	8,014.94
072 - SHERIFF/FEDERAL FORFEITURE FUND	3,705.95	-	-	-	-	3,705.95	3,705.95
073 - SHERIFF'S FORFEITURE FUND	49,646.16	-	-	-	-	49,646.16	49,646.16
074 - COUNTY ATTORNEY FORFEITUR	137,851.51	-	468.28	(468.28)	-	137,383.23	137,383.23
075 - DEBT SERVICE FUND	11,085.15	-	-	-	-	11,085.15	11,085.15
077 - TAX NOTE, SERIES 2020	1,783,377.11	-	-	-	-	1,783,377.11	1,783,377.11
079 - DISTRICT ATTORNEY FORFEITURE FUND	95,929.86	-	1,532.95	(4,070.45)	2,537.50	91,859.41	91,859.41
080 - ANGELINA COUNTY LANDFILL	5,516,020.90	280,925.23	559,745.68	(287,759.90)	8,939.45	5,228,261.00	5,228,261.00
083 - ANGELINA COUNTY AIRPORT	175,238.27	28,139.64	233,012.87	(584,727.38)	379,854.15	(409,489.11)	(409,489.11)
084 - PRE-TRIAL INTERVENTION PROGRAM	42,218.77	495.00	326.13	168.87	-	42,387.64	42,387.64
086 - DA JUDICIARY APPORTIONMENT FUND	6,017.25	7,500.00	1,677.66	5,822.34	-	11,839.59	11,839.59
092 - ABANDONED PROPERTY FUND	45.60	-	-	-	-	45.60	45.60
097 - COUNTY ATTORNEY HOT,CHECK	68,700.05	105.00	-	98.00	7.00	68,798.05	68,798.05
098 - DISTRICT ATTORNEY'S FUND	75.00	-	-	-	-	75.00	75.00
099 - CONSTRUCTION	5,968.07	-	-	-	-	5,968.07	5,968.07
999 - POOLED CASH	631,053.70	-	-	(1,239,592.40)	1,239,592.40	(608,538.70)	(608,538.70)
Report Total:	\$ 52,643,416.16	\$ 2,102,911.76	\$ 4,251,959.53	\$ (4,012,951.49)	\$ 1,863,903.72	\$ 48,630,464.67	\$ 48,630,464.67

**September-23
INVESTMENT SUMMARY**

<u>INVESTMENT POOLS</u>	<u>BEGINING BALANCE</u>	<u>INTEREST EARNED</u>	<u>(WITHDRAWALS)</u>	<u>DEPOSITS</u>	<u>ENDING BALANCE</u>	<u>INTEREST RATE</u>	<u>% OF INVESTMENTS</u>
TEXSTAR WASTE MANAGEMENT 080	\$ 1,295,630.29	\$ 5,655.11			\$ 1,301,285.40	5.3106%	
TEXSTAR EMPLOYEE BENEFIT FUND 012	2,180,342.64	9,516.69			2,189,859.33	5.3106%	
TEXSTAR GEN FUND	104,856.26	457.67			105,313.93	5.3106%	
TEXAS CLASS CSCD	322,970.64	1,379.59			324,350.23	5.1487%	
TEXAS CLASS- GENERAL-ARPA FUNDS begin 08.01.2:	6,475,494.09	27,660.22			6,503,154.31	5.1487%	
TEXAS CLASS SETTLEMENT 1999	460,650.68	1,967.67			462,618.35	5.1487%	
TEXPOOL	23,960,405.96	100,615.23	(1,600,000.00)	94,757.14	22,555,778.33	5.3218%	
	<u>\$ 34,800,350.56</u>				<u>\$ 33,442,359.88</u>		0.57%
<u>INSURED CASH SWEEP</u>							
FNBWF- ICS	\$ 10,570,029.30	47,648.74			\$ 10,617,678.04	5.4769%	
	<u>\$ 10,570,029.30</u>				<u>\$ 10,617,678.04</u>		0.18%
<u>MONEY MARKET</u>							
COMMERCIAL BANK MONEY MARKET	\$ 3,024,001.72	7,207.89			\$ 3,031,209.61	3.0400%	0.05%
<u>INTEREST BEARING CHECKING</u>							
DEPOSITORY BANK	\$ 753,419.34	269.35	(3,973,798.04)	4,203,213.73	\$ 983,104.38	0.2500%	0.02%
<u>CERTIFICATES OF DEPOSIT PORTFOLIO</u>							
FINANCIAL NORTHEASTERN	\$ 5,691,046.51	9,786.41	(105,000.00)		\$ 5,595,832.92	attached schedule	
UBANK	200,000.00				200,000.00	5.0000%	
COMMERCIAL BANK OF TEXAS 7 MO	5,200,000.00				5,200,000.00	4.0000%	
	<u>\$ 11,091,046.51</u>				<u>\$ 10,995,832.92</u>		0.19%
TOTAL OF LIQUID INVESTMENTS	<u>\$ 60,238,847.43</u>	<u>\$ 212,164.57</u>	<u>\$ (5,678,798.04)</u>	<u>\$ 4,297,970.87</u>	<u>\$ 59,070,184.83</u>		

<u>MISCELLANEOUS ITEMS</u>	<u>FMV*</u>	<u>ICB*</u>		
Waste Mgmt TRUST as of 09.30.2023	\$ 8,594,623.87	\$ 9,114,380.89	PAYABLES	\$ 2,758,346
SALES TAX PAYMENT FROM STATE	\$ 730,589		PAYROLL	\$ 1,566,540
MONTHLY RECEIPTS	\$ 1,479,921			
Y-T-D INTEREST EARNED	\$ 1,999,033.81			
TAX NOTE 2020 FUNDS IN DEPOSITORY CHECKING	\$ 390,531.99			

AVERAGE WEIGHTED INDICATORS

WAM OVERALL IN DAYS	24
WAY OVERALL PERCENTAGE	4.72%
30 DAY US TREASURY RATE 09.30.2023	5.29%

<u>LONG TERM DEBT</u>	<u>BALANCE 01.01.23</u>	<u>PRINCIPAL PAID</u>	<u>INTEREST PAID</u>	<u>CHANGE IN ASSETS</u>	<u>BALANCE 12.31.23</u>
ANTICIPATION NOTES 2020	\$ 4,492,922.40	\$ (845,000.00)	\$ (54,290.12)		\$ 3,593,632.28
FIRST NATIONAL BANK OF WICHITA FALLS	\$ 44,703.14	(43,019.91)	(1,683.23)		(0.00)
CANON FINANCIAL SERVICES	28,519.37	(15,098.49)	-		13,420.88
TOTAL LONG TERM INDEBITNESS	<u>\$ 4,566,144.91</u>	<u>\$ (903,118.40)</u>	<u>\$ (55,973.35)</u>	<u>\$ -</u>	<u>\$ 3,607,053.16</u>

* fair market value *investment cost basis

**ANGELINA COUNTY
INTEREST ALLOCATION
September-23**

FUND NAME	FUND NO	ENDING BALANCE	INTEREST ALLOCATION	
GENERAL FUND	010	(30,268,362.41)		
PAYROLL FUND	050	39,844.96		
MISCELLANEOUS GRANTS	065	(85,559.81)		
TOBACCO SETTLEMENT	010	2,064,618.35		
TEX STAR	010	105,313.93		
ICS FNB	010	10,617,678.04		
FINANCIAL NORTHEASTERN	010	4,203,832.92		
COMMERCIAL BANK CHECKING	010	983,104.38		
COMMERCIAL BANK CD	010	5,200,000.00		
UBANK	010	200,000.00		
TEXPOOL	010	22,555,778.33		
MONEY MKT INVESTMENTS	010	3,031,209.61		
TEXAS CLASS GENERAL FUND-ARPA	010	-		
GENERAL FUND TOTAL	010	18,647,458.30	18,647,458.30	63,400.66
MHMR SERVICES	011	48,855.08	48,855.08	166.11
EMPLOYEE BENEFITS FUND	012	69,071.89	69,071.89	234.84
JURY FUND	013	406,842.24	406,842.24	1,383.25
ELECTION SERVICES	014	43,546.34	43,546.34	148.06
JUVENILE PROBATION FEES	018	62,479.24	62,479.24	212.43
LAW LIBRARY FUND	020	83,658.90	83,658.90	284.44
CASSELS BOYKINS PARK	022	135,685.52	135,685.52	461.33
CSCD	025	708,314.51	708,314.51	2,408.24
JUVENILE SERVICES	028	560,497.22	560,497.22	1,905.67
RECORD MGMT - COUNTY CLERK	029	1,259,019.92	1,255,019.92	4,280.62
UNIT ROAD SYSTEM	035	3,302,177.83	3,302,177.83	11,227.28
SECURITY FEES FUND	036	380,183.68	380,183.68	1,292.61
RECORD MGMT - DISTRICT CLERK	037	288,796.60	288,796.60	981.90
DISTRICT CLERK RECORD MGMT	039	10.07	10.07	0.03
2020 AMERICAN RESCUE PLAN	058	15,080,106.91	15,080,106.91	51,271.80
2020 CARES ACT GRANTS	059	1,525,031.79	1,525,031.79	5,185.05
RADIO TELECOMMUNICATIONS GRANT	061	86.52	86.52	0.29
SAFF DRUG ENTRY COURT	062	134,425.38	134,425.38	457.04
DA GRANTS	067	100,295.34	100,295.34	341.00
DRUG COURT GRANT	069	62,227.83	62,227.83	211.57
CONSTABLE #1 FORFEITURE FUND	070	8,014.94	8,014.94	27.25
SHERIFF'S FORFEITURE-FEDERAL	072	3,705.95	3,705.95	12.60
SHERIFF'S FORFEITURE	073	49,646.16	49,646.16	168.80
DEBT SERVICE FUND	075	11,085.15	11,085.15	37.69
TAX NOTES SERIES 2020	077	1,783,377.11	1,783,377.11	6,063.42
DA FORFEIT FUND	079	91,859.41	91,859.41	312.32
LANDFILL	080	3,877,244.25	3,877,244.25	13,182.49
AIRPORT	083	35,719.25	35,719.25	121.44
PRETRIAL INTERVENTION PROGRAM	084	42,387.64	42,387.64	144.12
DA APPORTIONMENT	086	11,839.59	11,839.59	40.25
ABANDONED PROPERTY FUND	092	45.60	45.60	0.16
DISTRICT ATTORNEY FUND	098	75.00	75.00	0.25
CAPITAL CONSTRUCTION FUND	099	5,968.07	5,968.07	20.29
		48,819,739.23	48,819,739.23	165,985.29
CD INTEREST EARNED**		-		
TEXAS CLASS GF		-		
TEXSTAR GF		457.67		
TEXPOOL		100,615.23		
MM INVEST		7,207.89		
ICS FNB		47,648.74		
FNC		9,786.41		
CHECKING ACCOUNT INTEREST		269.35		
INTEREST EARNED		165,985.29		

This report is for illustration purposes only. The ACTUAL recording of interest is conducted by the County Auditor's office.

**ANGELINA COUNTY
CERTIFICATE OF DEPOSIT SCHEDULE
FOR THE MONTH ENDED SEPTEMBER 2023**

BANK	COUNTY ACCOUNT NAME	CUPON FREQUENCY	MATURITY	DURATION	AMOUNT	ANNUAL INTEREST RATE
FINANCIAL NORTHEASTERN COMPANIES						
<u>ANGELINA CO (TOBACCO STLMT)</u>						
	ZIONS BANCORPORATION N/A/	AT MATURITY	11/16/2023	6 MO	200,000	5.10%
	BMW BANK OF NORTH AMERICA	SEMI-ANNUAL	11/21/2023	30 MO	100,000	0.25%
	SYNCRONY BANK	SEMI-ANNUAL	4/15/2024	24 MO	200,000	2.30%
	MORGAN STANLEY	SEMI-ANNUAL	5/13/2024	24 MO	202,000	2.85%
	LEADER BANK, NA	SEMI-ANNUAL	6/3/2024	36 MO	100,000	0.25%
	NEW YORK COMMUNITY BANK	SEMI-ANNUAL	6/3/2024	36 MO	200,000	0.35%
	SALLIE MAE BANK	SEMI-ANNUAL	8/25/2024	36 MO	200,000	0.65%
	GREENSTATE CU NORTH	SEMI-ANNUAL	10/15/2024	36 MO	200,000	0.70%
	PENTAGON FCU	MONTHLY	1/31/2025	36 MO	200,000	1.25%
					\$ 1,602,000	
<u>ANGELINA CO GENERAL FUND</u>						
SHORT TERM (LESS THAN 12 MONTHS)						
	JP MORGAN CHASE, NA	AT MATURITY	11/15/2023	9 MO	200,000	4.75%
	FIRST HORIZON BANK	AT MATURITY	11/16/2023	6 MO	200,000	5.10%
	SYNOVUS BANK	AT MATURITY	11/17/2023	6 MO	200,000	5.10%
	SECURITY FIRST BANK	AT MATURITY	11/20/2023	6 MO	200,000	5.10%
	FIRST TECHNOLOGY FED CU	AT MATURITY	5/15/2024	12 MO	200,000	5.10%
	WASHINGTON TRUST COMPANY	AT MATURITY	5/24/2024	9 MO	200,000	5.25%
	CAPSTONE FCU	MONTHLY	3/25/2024	7 MO	200,000	5.50%
	ALLY BANK	SEMI-ANNUAL	8/12/2024	24 MO	\$ 200,000	3.35%
	AMERICAN EXPRESS NATIONAL BANK	QUARTERLY	8/12/2024	24 MO	200,000	3.35%
	UBS BANK USA	MONTHLY	8/12/2024	24 MO	200,000	3.35%
	CAPITAL ONE BANK USA, NATL ASSOC-GA	SEMI-ANNUAL	8/12/2024	24 MO	200,000	3.30%
	CAPITAL ONE BANK USA, NATL ASSOC-ML	SEMI-ANNUAL	8/12/2024	24 MO	200,000	3.30%
	CONNEXUS CU	MONTHLY	8/15/2024	24 MO	200,000	3.30%
					\$ 2,600,000	
<u>US TREASURY TAXNOTES 2020</u>						
	TSRYS5638347	AT MATURITY	12/26/2023	12 WEEK	\$ 425,000	0.95%
	TSRYS5572672	AT MATURITY	10/26/2023	12 WEEK	497,000	0.95%
	TSRY55587593	AT MATURITY	11/24/2023	12 WEEK	470,000	0.95%
					\$ 1,392,000	
UBANK	<u>GENERAL FUND</u>					
	CHESTNUT	AT MATURITY	4/14/2024	12 MO	\$ 200,000	5.00%
COMMERCIAL BANK OF TEXAS						
	<u>ARPA FUNDS</u>					
	ANGELINACO 7 MO CD	AT MATURITY	11/28/2023	7 MO	5,200,000	4.00%
					\$ 5,200,000	
TOTAL INVESTMENTS IN CD'S					\$ 10,994,000	
				WAM	125	DAYS
				WAY	3.09%	

I, Jill Brewer, Treasurer, in and for Angelina County Texas do hereby certify this monthly report to be a correct and accurate report of all Angelina County transactions in the bank and investment accounts under the control of the County Treasurer for the month of September 2023.

