



Jill Brewer
Angelina County Treasurer
Monthly Report for February 2024

**The State of Texas
County of Angelina
Affidavit**

The Treasurer's Monthly report includes, but is not limited to, money received and disbursed, county long-term debt, and any other notable proceedings in the Treasurer's office that would pertain to the financial position of Angelina County. LGC §114.026(d).


All investments are in compliance with both the Public Funds Investment Act and the Angelina County Investment Policy. As Angelina County Treasurer, I believe that the "return of principal" takes precedent over any "return on investment" (i.e. investment income) §LGC 2256.023

Therefore, I, Jill Brewer, County Treasurer in and for Angelina County do hereby present this report as true and correct statement, to the best of my knowledge.

Filed with accompanying report titled "Treasurer's Monthly Report", Angelina County, on this 26th day of March 2024.




Jill Brewer, County Treasurer

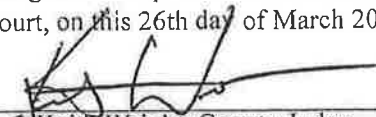


Amy Fincher, County Clerk
(recorded in minutes of meeting)

Commissioners Court, having reviewed the monthly Treasurer's Report, as presented, does hereby approve this report and acknowledges the filing of this report in the official minutes of this scheduled meeting of Angelina County Commissioners Court, on this 26th day of March 2024.



Kent Walker, Commissioner, PCT 1



Keith Wright, County Judge



Kermit Kennedy, Commissioner, PCT 2



Terry Pitts, Commissioner, PCT 3



Kenneth Jeffrey, Commissioner, PCT 4





ACTIVITIES FOR THE OFFICE OF THE ANGELINA COUNTY TREASURER
FOR THE MONTH PRESENTED
February 2024

INVESTMENT SUMMARY

<u>INVESTMENT POOLS</u>	BEGINING BALANCE	INTEREST EARNED	(WITHDRAWALS)	DEPOSITS	ENDING BALANCE	INTEREST RATE	% OF INVESTMENTS
TEXSTAR WASTE MANAGEMENT 080	\$ 1,324,814.96	5,572.34			\$ 1,330,387.30	5.3035%	
TEXSTAR EMPLOYEE BENEFIT FUND 012	2,229,439.07	9,394.19			2,238,833.26	5.3035%	
TEXSTAR GEN FUND	107,217.40	451.77			107,669.17	5.3035%	
TEXAS CLASS CSCD	330,117.33	1,376.42			331,493.75	5.2520%	
TEXAS CLASS TAX NOTES 2024 (JAIL EXPANSION)	-	8,396.49		6,000,000.00	6,008,396.49	5.2520%	
TEXAS CLASS- GENERAL-ARPA FUNDS begin 08.01.23	6,741,579.90	28,108.78			6,769,688.68	5.2520%	
TEXAS CLASS SETTLEMENT 1999	476,651.92	1,987.39			478,639.31	5.2520%	
TEXPOOL	31,129,535.69	145,256.32	(2,600,000.00)	5,977,500.38	34,652,292.39	5.3300%	
	<u>\$ 42,339,356.27</u>				<u>\$ 51,917,400.35</u>		66.73%
<u>INSURED CASH SWEEP</u>							
FNBWF- ICS	<u>\$ 10,816,927.74</u>	47,414.05			<u>\$ 10,864,341.79</u>	5.4820%	13.96%
<u>MONEY MARKET</u>							
COMMERCIAL BANK MONEY MARKET	<u>\$ 3,062,221.20</u>	7,298.99			<u>\$ 3,069,520.19</u>	3.0400%	3.95%
<u>INTEREST BEARING CHECKING</u>							
DEPOSITORY BANK	<u>\$ 903,702.41</u>	195.30	(10,911,599.61)	10,861,569.06	<u>\$ 853,867.16</u>	0.2500%	1.10%
<u>CERTIFICATES OF DEPOSIT PORTFOLIO</u>							
FINANCIAL NORTHEASTERN	\$ 5,674,329.41	22,063.79			\$ 5,696,393.20	attached schedule	
UBANK	200,000.00				200,000.00	5.0000%	
COMMERCIAL BANK OF TEXAS 7 MO	5,200,000.00				5,200,000.00	5.2500%	
	<u>\$ 11,074,329.41</u>				<u>\$ 11,096,393.20</u>		14.26%
TOTAL OF LIQUID INVESTMENTS	<u>\$ 68,196,537.03</u>	<u>\$ 277,515.83</u>	<u>\$ (13,511,599.61)</u>	<u>\$ 22,839,069.44</u>	<u>\$ 77,801,522.69</u>		

<u>MISCELLANEOUS ITEMS</u>	FMV*	ICB*		
Waste Mgmt TRUST as of 12.31.2023	\$ 8,809,702.66	\$ 9,159,151.65	PAYABLES	\$ 3,029,472.57
SALES TAX PAYMENT FROM STATE	\$ 1,076,813.40		PAYROLL	\$ 1,729,975.90
Y-T-D INTEREST EARNED	\$ 523,702.99			
TAX NOTE 2020 FUNDS IN DEPOSITORY CHECKING	\$ 133,473.64			

* fair market value *investment cost basis

AVERAGE WEIGHTED INDICATORS

WAM OVERALL IN DAYS	20
WAY OVERALL PERCENTAGE	5.01%
30 DAY US TREASURY RATE 02.29.2024	5.40%

LONG TERM DEBT FOR THE YEAR 2024

<u>ACCOUNT NAME</u>	BALANCE 01.01.24	PRINCIPAL PAID	INTEREST PAID	CHANGE IN ASSETS	BALANCE MONTH END
ANTICIPATION NOTES 2020 URS	\$ 3,593,632.28	\$ (455,000.00)	\$ (24,290.24)		\$ 3,114,342.04
ANTICIPATION NOTES 2024 JAIL EXPANSION	\$ -			\$ 6,000,000.00	\$ 6,000,000.00
CANON FINANCIAL SERVICES	\$ 10,065.66	(4,466.66)			5,599.00
TOTAL LONG TERM INDEBITNESS	<u>\$ 3,603,697.94</u>	<u>\$ (459,466.66)</u>	<u>\$ (24,290.24)</u>	<u>\$ 6,000,000.00</u>	<u>\$ 9,119,941.04</u>

**ANGELINA COUNTY
CERTIFICATE OF DEPOSIT SCHEDULE
FOR THE MONTH ENDED FEBRUARY 2024**

INSTITUTION	NAME	FREQUENCY	MATURITY	DURATION	AMOUNT	RATE
FINANCIAL NORTHEASTERN COMPANIES						
<u>ANGELINA CO (TOBACCO STLMT)</u>						
	CHARLES SCHWAB	AT MATURITY	11/14/2024	12 MO	200,000	5.45%
	SOUTHEAST BANK	AT MATURITY	11/22/2024	12 MO	100,000	5.40%
	SYNCRONY BANK	SEMI-ANNUAL	4/15/2024	24 MO	200,000	2.30%
	MORGAN STANLEY	SEMI-ANNUAL	5/13/2024	24 MO	202,000	2.85%
	LEADER BANK, NA	SEMI-ANNUAL	6/3/2024	36 MO	100,000	0.25%
	NEW YORK COMM	SEMI-ANNUAL	6/3/2024	36 MO	200,000	0.35%
	SALLIE MAE BANK	SEMI-ANNUAL	8/26/2024	36 MO	200,000	0.65%
	GREENSTATE CU NC	SEMI-ANNUAL	10/15/2024	36 MO	200,000	0.70%
	PENTAGON FCU	MONTHLY	1/31/2025	36 MO	200,000	1.25%
					\$ 1,602,000	
<u>GENERAL FUND</u>						
	BLUPEAK CU	MONTHLY	11/20/2024	12MO	200,000	5.75%
	FIRST TECHNOLOG	AT MATURITY	5/10/2024	12 MO	200,000	5.10%
	WASHINGTON TRUST	AT MATURITY	5/24/2024	9 MO	200,000	5.25%
	CAPSTONE FCU	MONTHLY	3/25/2024	7 MO	200,000	5.50%
	ALLY BANK SANDY	SEMI-ANNUAL	8/12/2024	24 MO	\$ 200,000	3.35%
	AMERICAN EXPRES	QUARTERLY	8/12/2024	24 MO	200,000	3.35%
	UBS BANK USA SAL	MONTHLY	8/12/2024	24 MO	200,000	3.35%
	CAPITAL ONE BANK U	SEMI-ANNUAL	8/12/2024	24 MO	200,000	3.30%
	CAPITAL ONE BANK U	SEMI-ANNUAL	8/12/2024	24 MO	200,000	3.30%
	CONNEXUS CU WAI	MONTHLY	8/15/2024	24 MO	200,000	3.30%
	TRUSTAR BANK	MONTHLY	5/22/2026	30 MO	200,000	5.00%
	SOUTHPOINT BANK	MONTHLY	5/29/2025	18 MO	200,000	5.30%
	TRIAD BUSINESS BA	MONTHLY	5/30/2025	18 MO	200,000	5.30%
	FIRST TECHNOLOG	AT MATURITY	5/10/2024	12 MO	200,000	5.10%
					\$ 2,600,000	
<u>TAXNOTES 2020</u>						
	TSRYS5638347	AT MATURITY	3/26/2024	12 WEEK	425,000	0.95%
	TSRYS5527415	AT MATURITY	4/25/2024	12 WEEK	497,000	0.95%
	TSRYS5540568	AT MATURITY	5/23/2024	12 WEEK	470,000	0.95%
					\$ 1,392,000	
UBANK	<u>GENERAL FUND</u>					
	CHESTNUT BRANCH	AT MATURITY	4/14/2024	12 MO	\$ 200,000	5.00%
COMMERCIAL BANK CD						
	<u>ARPA FUNDS</u>					
	ANGELINACO 7 MO	AT MATURITY	6/28/2024	7 MO	5,200,000	5.25%
					\$ 10,994,000	
				TOTAL INVESTMENTS IN CD'S	\$ 10,994,000	
				WAM	135	DAYS
				WAY	4.13%	

TREASURER'S REPORT SUMMARY

DATE RANGE
02/01/2024-02/29/2024

FUND	BEGINNING CASH&CASH EQUIVALENTS	NET CHANGE REVENUES	NET CHANGE EXPENDITURES	NET CHANGE ASSETS	NET CHANGE LIABILITIES	CALCULATED ENDING BALANCE
010 - GENERAL FUND	\$ 25,334,341.98	\$ 659,085.44	\$ 1,875,169.37	-	-	\$ 24,118,258.05
011 - M.H.M.R. SERVICES	44,028.25	2,700.00	4,925.00	-	-	41,803.25
012 - EMPLOYEES BENEFIT FUND	2,071,505.57	382,687.00	529,429.89	-	-	1,924,762.68
013 - JURY FUND	391,719.94	6,468.39	1,733.50	-	-	396,454.83
014 - ELECTION SERVICES CONTRACT FUND	43,546.34	-	-	-	-	43,546.34
018 - JUVENILE PROBATION FEES FUND	63,827.88	-	-	-	-	63,827.88
020 - LAW LIBRARY FUND	96,698.64	3,430.00	2,669.08	-	-	97,459.56
022 - CASSELS,BOYKINS PARK	93,244.71	3,768.17	9,388.26	-	-	87,624.62
025 - ADULT PROBATION	906,240.79	83,550.00	209,820.94	-	-	779,969.85
028 - JUVENILE SERVICES	1,811,449.12	157,848.00	162,470.92	-	-	1,806,826.20
029 - RECORD MANAGEMENT,COUNTY	1,328,615.08	21,687.67	10,578.71	-	-	1,339,724.04
035 - COUNTY UNIT ROAD SYSTEM	7,171,793.67	50.00	365,468.56	-	-	6,806,375.11
036 - SECURITY FEES FUND	407,669.49	2,300.90	1,076.50	-	-	408,893.89
037 - RECORD MANAGEMENT , DIST	307,562.43	1,870.43	-	-	-	309,432.86
042 - HOTEL- MOTEL TAX FUND	-	241.10	-	-	-	241.10
050 - PAYROLL FUND	37,057.15	-	-	-	-	37,057.15
058 - 2020 AMERICAN RESCUE PLAN (ARP)	13,782,285.78	-	21,522.50	-	-	13,760,763.28
059 - 2020 CARES ACT GRANTS	1,557,950.03	-	-	-	-	1,557,950.03
062 - SAFPF RE-ENTRY COURT GRAN	191,266.34	13,858.78	1,756.96	-	-	203,368.16
065 - GRANTS FUND	76,282.69	-	220,837.69	-	-	(144,555.00)
067 - DA STATE GRANTS FUND	100,295.34	-	-	-	-	100,295.34
069 - DRUG COURT GRANT	159,004.45	1,721.86	6,945.83	-	-	153,780.48
070 - CONSTABLE #1 FORFEITURE F	8,187.94	-	-	-	-	8,187.94
072 - SHERIFF/FEDERAL FORFEITURE FUND	3,785.95	-	-	-	-	3,785.95
073 - SHERIFFS FORFEITURE FUND	50,791.92	-	-	-	-	50,791.92
074 - COUNTY ATTORNEY FORFEITUR	138,410.81	-	235.39	-	-	138,175.42
075 - DEBT SERVICE FUND	913,198.08	-	503,580.48	-	-	409,617.60
077 - TAX NOTE, SERIES 2020	1,525,473.64	-	-	-	-	1,525,473.64
079 - DISTRICT ATTORNEY FORFEITURE FUND	87,643.91	11,303.07	776.57	-	-	98,170.41
080 - ANGELINA COUNTY LANDFILL	6,008,288.90	289,725.76	204,355.12	-	-	6,093,659.54
083 - ANGELINA COUNTY AIRPORT	40,459.10	2,752.00	84,333.81	-	-	(41,122.71)
084 - PRE-TRIAL INTERVENTION PROGRAM	42,716.59	150.00	197.66	-	-	42,668.93
086 - DA JUDICIARY APPORTIONMENT FUND	11,939.00	-	2,071.14	-	-	9,867.86
088 - EXPOSITION CENTER	289,504.00	-	43,608.06	-	-	245,895.94
097 - COUNTY ATTORNEY HOT,CHECK	67,216.28	-	-	-	-	67,216.28
098 - DISTRICT ATTORNEY'S FUND	75.00	-	-	-	-	75.00
099 - CONSTRUCTION	3,020,252.87	-	-	-	-	3,020,252.87
101 - TAX NOTE, SERIES 2024	-	-	-	-	-	(6,000,000.00)
999 - POOLED CASH	(12,207.36)	-	-	(545,048.58)	545,048.58	(12,207.36)
Report Total:	\$ 68,172,122.30	\$ 1,645,198.57	\$ 4,262,951.94	\$ (545,048.58)	\$ 545,048.58	\$ 59,554,368.93



My Pooled Cash Report

Angelina County
For the Period Ending 2/29/2024

ACCOUNT #	ACCOUNT NAME	BEGINNING BALANCE	CURRENT ACTIVITY	CURRENT BALANCE
<u>CLAIM ON CASH</u>				
010-000-1103	CASH IN BANK	-38977823.69	1419167.44	-37558656.25
011-000-1103	CASH IN BANK	44028.25	30	44058.25
012-000-1103	CASH IN BANK	-157933.5	-146742.89	-304676.39
013-000-1103	CASH IN BANK	391719.94	5309.89	397029.83
014-000-1103	CASH IN BANK	43546.34	0	43546.34
018-000-1103	CASH IN BANK	63827.88	0	63827.88
020-000-1103	CASH IN BANK	96698.64	865.96	97564.6
022-000-1103	CASH IN BANK	93244.71	-4984.47	88260.24
025-000-1103	CASH IN BANK	576123.46	-149271.24	426852.22
028-000-1103	CASH IN BANK	1811449.12	2523.97	1813973.09
029-000-1103	CASH IN BANK	1328615.08	11114.21	1339729.29
035-000-1103	CASH IN BANK	7171793.67	-366876.64	6804917.03
036-000-1103	CASH IN BANK	407669.49	1224.4	408893.89
037-000-1103	CASH IN BANK	307562.43	1870.43	309432.86
042-000-1103	CASH IN BANK	0	241.1	241.1
050-000-1103	CASH IN BANK	37057.15	189.11	37246.26
058-000-1103	CASH IN BANK	13782285.78	-407629.99	13374655.79
059-000-1103	CASH IN BANK	1557950.03	0	1557950.03
062-000-1103	CASH IN BANK	191266.34	9716.82	200983.16
065-000-1103	CASH IN BANK	76282.69	-23713.29	52569.4
067-000-1103	CASH IN BANK	100295.34	0	100295.34
069-000-1103	CASH IN BANK	159004.45	-3708.97	155295.48
070-000-1103	CASH IN BANK	8187.94	0	8187.94
072-000-1103	CASH IN BANK	3785.95	0	3785.95
073-000-1103	CASH IN BANK	50791.92	0	50791.92
074-000-1103	CASH IN BANK	138410.81	-335.39	138075.42
075-000-1103	CASH IN BANK	913198.08	-503580.48	409617.6
077-000-1103	CASH IN BANK	1525473.64	0	1525473.64
079-000-1103	CASH IN BANK	87643.91	10526.5	98170.41
080-000-1103	CASH IN BANK	4683473.94	-75678.33	4607795.61
083-000-1103	CASH IN BANK	40459.1	59565.8	100024.9
084-000-1103	CASH IN BANK	42716.59	-47.66	42668.93
086-000-1103	CASH IN BANK	11939	-2071.14	9867.86
088-000-1103	CASH IN BANK	289504	-47699.53	241804.47
097-000-1103	CASH IN BANK	67216.28	-49.3	67166.98
098-000-1103	CASH IN BANK	75	0	75
099-000-1103	CASH IN BANK	3020252.87	0	3020252.87
101-000-1103	CASH IN BANK	0	-600000	-600000
TOTAL CLAIM ON CASH		<u>-12207.37</u>	<u>-6210043.69</u>	<u>-6222251.06</u>