



Jill Brewer
Angelina County Treasurer
Monthly Report for April 2024


**The State of Texas
County of Angelina
Affidavit**

The Treasurer's Monthly report includes, but is not limited to, money received and disbursed, county long-term debt, and any other notable proceedings in the Treasurer's office that would pertain to the financial position of Angelina County. LGC §114.026(d).

All investments are in compliance with both the Public Funds Investment Act and the Angelina County Investment Policy. As Angelina County Treasurer, I believe that the "return of principal" takes precedent over any "return on investment" (i.e. investment income) §LGC 2256.023

Therefore, I, Jill Brewer, County Treasurer in and for Angelina County do hereby present this report as true and correct statement, to the best of my knowledge.

Filed with accompanying report titled "Treasurer's Monthly Report", Angelina County, on this 28th day of May 2024.




Jill Brewer, County Treasurer



Amy Pincher, County Clerk
(recorded in minutes of meeting)

Commissioners Court, having reviewed the monthly Treasurer's Report, as presented, does hereby approve this report and acknowledges the filing of this report in the official minutes of this scheduled meeting of Angelina County Commissioners Court, on this 28th day of May 2024.




Keith Wright, County Judge




Kent Walker, Commissioner, PCT 1



Kermit Kennedy, Commissioner, PCT 2



Terry Pitts, Commissioner, PCT 3



Kenneth Jeffrey, Commissioner, PCT 4





ACTIVITIES FOR THE OFFICE OF THE ANGELINA COUNTY TREASURER

FOR THE MONTH PRESENTED

April 2024

INVESTMENT SUMMARY

<u>INVESTMENT POOLS</u>	BEGINNING BALANCE	INTEREST EARNED	(WITHDRAWLS)	DEPOSITS	ENDING BALANCE	INTEREST RATE	% OF INVESTMENTS
TEXSTAR WASTE MANAGEMENT 080	\$ 1,336,374.30	5,827.67			\$ 1,342,201.97	5.3057%	
TEXSTAR EMPLOYEE BENEFIT FUND 012	2,248,908.47	9,807.10			2,258,715.57	5.3057%	
TEXSTAR GEN FUND	108,153.72	471.62			108,625.34	5.3057%	
TEXAS CLASS CSCD	332,974.16	1,438.53			334,412.69	5.2600%	
TEXAS CLASS TAX NOTES 2024 (JAIL EXPANSION)	6,035,229.28	26,073.42			6,061,302.70	5.2600%	
TEXAS CLASS- GENERAL-ARPA FUNDS begin 08.01.23	6,799,921.30	29,377.01			6,829,298.31	5.2600%	
TEXAS CLASS SETTLEMENT 1999	480,776.83	2,131.18		75,270.25	558,178.26	5.2600%	
TEXPOOL	33,322,144.42	147,110.04		563,442.30	34,032,696.76	5.3142%	
	<u>\$ 50,664,482.48</u>				<u>\$ 51,525,431.60</u>		67.16%
<u>INSURED CASH SWEEP</u>							
FNBWF- ICS	<u>\$ 10,914,941.92</u>	49,147.70			<u>\$ 10,964,089.62</u>	5.4670%	14.29%
<u>MONEY MARKET</u>							
COMMERCIAL BANK MONEY MARKET	<u>\$ 4,076,951.65</u>	9,490.06	(1,000,000.00)		<u>\$ 3,086,441.71</u>	3.0400%	4.02%
<u>INTEREST BEARING CHECKING</u>							
DEPOSITORY BANK	<u>\$ 1,263,242.91</u>	197.87	(4,872,986.07)	3,650,045.95	<u>\$ 40,500.66</u>	0.2500%	0.05%
<u>CERTIFICATES OF DEPOSIT PORTFOLIO</u>							
FINANCIAL NORTHEASTERN	\$ 5,699,372.41	17,073.39	(9,225.20)		\$ 5,707,220.60	attached schedule	
UBANK	200,000.00				200,000.00	5.0000%	
COMMERCIAL BANK OF TEXAS 7 MO	5,200,000.00				5,200,000.00	5.2500%	
	<u>\$ 11,099,372.41</u>				<u>\$ 11,107,220.60</u>		14.48%
TOTAL OF LIQUID INVESTMENTS	<u>\$ 78,018,991.37</u>	<u>\$ 298,145.59</u>	<u>\$ (5,882,211.27)</u>	<u>\$ 4,288,758.50</u>	<u>\$ 76,723,684.19</u>		

<u>MISCELLANEOUS ITEMS</u>	<u>FMV*</u>	<u>ICB*</u>
Waste Mgmt TRUST as of 03.31.2024	\$ 8,866,785.40	\$ 9,205,876.33
SALES TAX PAYMENT FROM STATE	\$ 679,339.54	PAYROLL
Y-T-D INTEREST EARNED	\$ 1,117,781.86	\$ 2,256,301.27
TAX NOTE 2020 FUNDS IN DEPOSITORY MMTT	\$ 94,094.65	
TAX NOTE 2020 FUNDS IN DEPOSITORY CHECKING	\$ 40,500.00	

AVERAGE WEIGHTED INDICATORS

WAM OVERALL IN DAYS	19
WAY OVERALL PERCENTAGE	5.05%
30 DAY US TREASURY RATE 04.30.2024	5.37%

* fair market value *investment cost basis

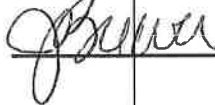
LONG TERM DEBT FOR THE YEAR 2024

<u>ACCOUNT NAME</u>	<u>BALANCE 01.01.24</u>	<u>PRINCIPAL PAID</u>	<u>INTEREST PAID</u>	<u>CHANGE IN ASSETS</u>	<u>BALANCE MONTH END</u>
---------------------	-----------------------------	-----------------------	----------------------	-----------------------------	------------------------------

**ANGELINA COUNTY
CERTIFICATE OF DEPOSIT SCHEDULE
FOR THE MONTH ENDED APRIL 2024**

BANK	COUNTY ACCOUNT NAME	COUPON FREQUENCY	MATURITY	DURATION	AMOUNT	ANNUAL INTEREST RATE
FINANCIAL NORTHEASTERN COMPANIES						
<u>ANGELINA CO (TOBACCO ST/LMT)</u>						
	CHARLES SCHWAB BANK, SSB	AT MATURITY	11/14/2024	12 MO	200,000	5.45%
	SOUTHEAST BANK	AT MATURITY	11/22/2024	12 MO	100,000	5.40%
	WESTERN ALLIANCE	AT MATURITY	10/27/2025	18 MO	200,000	5.05%
	MORGAN STANLEY	SEMI-ANNUAL	5/13/2024	24 MO	202,000	2.85%
	LEADER BANK, NA	SEMI-ANNUAL	6/3/2024	36 MO	100,000	0.25%
	NEW YORK COMMUNITY BANK	SEMI-ANNUAL	6/3/2024	36 MO	200,000	0.35%
	SALLIE MAE BANK	SEMI-ANNUAL	8/26/2024	36 MO	200,000	0.65%
	GREENSTATE CU NORTH	SEMI-ANNUAL	10/15/2024	36 MO	200,000	0.70%
	PENTAGON FCU	MONTHLY	1/31/2025	36 MO	200,000	1.25%
					\$ 1,602,000	
<u>ANGELINA CO GENERAL FUND</u>						
SHORT TERM (LESS THAN 12 MONTHS)						
	BLUPEAK CU	MONTHLY	11/20/2024	12MO	200,000	5.75%
	FIRST TECHNOLOGY FED CU	AT MATURITY	5/10/2024	12 MO	200,000	5.10%
	WASHINGTON TRUST COMPANY	AT MATURITY	5/24/2024	9 MO	200,000	5.25%
	GEN ELECTRIC	MATURITY	3/28/2025	12 MO	100,000	5.20%
	ALLY BANK	SEMI-ANNUAL	8/12/2024	24 MO	200,000	3.35%
	AMERICAN EXPRESS NATIONAL BANK	QUARTERLY	8/12/2024	24 MO	200,000	3.35%
	UBS BANK USA	MONTHLY	8/12/2024	24 MO	200,000	3.35%
	CAPITAL ONE BANK USA, NAT'L ASSOC-GA	SEMI-ANNUAL	8/12/2024	24 MO	200,000	3.30%
	CAPITAL ONE BANK USA, NAT'L ASSOC-ML	SEMI-ANNUAL	8/12/2024	24 MO	200,000	3.30%
	CONNEXUS CU	MONTHLY	8/15/2024	24 MO	200,000	3.30%
					\$ 1,900,000	
LONG TERM (MORE THAN 12 MONTHS)						
	TRUSTAR BANK	MONTHLY	5/22/2026	30 MO	200,000	5.00%
	SOUTHPOINT BANK	MONTHLY	5/29/2025	18 MO	200,000	5.30%
	TRIAD BUSINESS BANK	MONTHLY	5/30/2025	18 MO	200,000	5.30%
	CORP AMER FAM	MATURITY	9/29/2025	18 MO	200,000	5.15%
					\$ 800,000	
<u>US TREASURY TAXNOTES 2020</u>						
	TSRYS5756732	AT MATURITY	6/25/2024	12 WEEK	425,000	0.95%
	TSRYS5668798	AT MATURITY	4/25/2024	12 WEEK	497,000	0.95%
	TSRYS570643	AT MATURITY	5/23/2024	12 WEEK	470,000	0.95%
					\$ 1,392,000	
UBANK	<u>GENERAL FUND</u>					
	CHESTNUT	AT MATURITY	4/14/2024	12 MO	\$ 200,000	5.00%
COMMERCIAL BANK OF TEXAS	<u>ARPA FUNDS</u>					
	ANGELINACO 7 MO CD	AT MATURITY	6/28/2024	7 MO	\$ 5,200,000	5.25%
					\$ 5,200,000	
TOTAL INVESTMENTS IN CD'S					\$ 11,094,000	
				WAM	125 DAYS	
				WAY	4.09%	

I, Jill Brewer, Treasurer, in and for Angelina County Texas do hereby certify this monthly report to be a correct and accurate report of all Angelina County transactions in the bank and investment accounts under the control of the County Treasurer for the month of APRIL 2024.





TREASURER'S REPORT SUMMARY

DATE RANGE
04/01/2024-04/30/2024

FUND	BEGINNING CASH&CASH EQUIVALENTS	NET CHANGE REVENUES	NET CHANGE EXPENDITURES	NET CHANGE ASSETS	NET CHANGE LIABILITIES	CALCULATED ENDING BALANCE
010 - GENERAL FUND	\$ 30,572,141.32	\$ 415,122.21	\$ 2,010,187.05	\$ -	\$ -	\$ 28,977,076.48
011 - M.H.M.R. SERVICES	39,513.72	3,450.00	7,225.00	-	-	35,738.72
012 - EMPLOYEES BENEFIT FUND	2,173,468.47	354,140.00	286,319.04	-	-	2,241,289.43
013 - JURY FUND	398,262.71	32.99	13,506.11	-	-	384,789.59
014 - ELECTION SERVICES CONTRACT FUND	40,207.87	-	-	-	-	40,207.87
018 - JUVENILE PROBATION FEES FUND	64,363.95	-	-	-	-	64,363.95
020 - LAW LIBRARY FUND	100,172.85	5,143.44	5,006.04	-	-	100,310.25
022 - CASSELS,BOYKINS PARK	88,770.16	6,813.17	11,921.65	-	-	83,661.68
025 - ADULT PROBATION	1,077,445.40	117,416.00	159,974.03	-	-	1,034,887.37
028 - JUVENILE SERVICES	1,647,541.00	919,757.00	190,291.59	-	-	2,377,006.41
029 - RECORD MANAGEMENT,COUNTY	1,366,761.32	27,497.40	9,186.36	-	-	1,385,072.36
035 - COUNTY UNIT ROAD SYSTEM	6,628,379.62	110,451.28	553,741.23	-	-	6,185,089.67
036 - SECURITY FEES FUND	416,808.79	3,306.09	430.60	-	-	419,684.28
037 - RECORD MANAGEMENT , DIST	314,843.67	2,810.67	-	-	-	317,654.34
042 - HOTEL- MOTEL TAX FUND	50.00	5,367.12	-	-	-	5,417.12
050 - PAYROLL FUND	37,246.26	-	-	-	-	37,246.26
058 - 2020 AMERICAN RESCUE PLAN (ARP)	13,111,201.62	-	334,450.74	-	-	12,776,750.88
059 - 2020 CARES ACT GRANTS	1,571,034.85	-	-	-	-	1,571,034.85
062 - SAFFP RE-ENTRY COURT GRAN	192,923.88	1,448.86	1,580.41	-	-	192,792.33
065 - GRANTS FUND	751,280.57	3,125.00	28,246.40	-	-	726,159.17
067 - DA STATE GRANTS FUND	100,295.34	-	-	-	-	100,295.34
069 - DRUG COURT GRANT	139,171.88	1,448.86	6,197.49	-	-	134,423.25
070 - CONSTABLE #1 FORFEITURE F	8,256.71	-	-	-	-	8,256.71
072 - SHERIFF/FEDERAL FORFEITURE FUND	3,817.74	-	-	-	-	3,817.74
073 - SHERIFF'S FORFEITURE FUND	51,218.51	-	-	-	-	51,218.51
074 - COUNTY ATTORNEY FORFEITUR	138,998.71	-	435.40	-	-	138,563.31
075 - DEBT SERVICE FUND	437,448.77	-	-	-	-	437,448.77
077 - TAX NOTE, SERIES 2020	1,526,594.65	-	-	-	-	1,526,594.65
079 - DISTRICT ATTORNEY FORFEITURE FUND	98,994.92	-	-	-	-	98,994.92
080 - ANGELINA COUNTY LANDFILL	6,138,743.04	310,055.09	142,828.41	-	-	6,305,969.72
083 - ANGELINA COUNTY AIRPORT	57,134.22	198,961.08	191,447.85	-	-	64,647.45
084 - PRE-TRIAL INTERVENTION PROGRAM	43,561.27	125.00	197.66	-	-	43,488.61
086 - DA JUDICIARY APPORTIONMENT FUND	7,796.74	-	2,071.13	-	-	5,725.61
088 - EXPOSITION CENTER	191,083.20	141,684.70	64,584.33	-	-	268,183.57
097 - COUNTY ATTORNEY HOT,CHECK	67,166.98	105.00	44.04	-	-	67,227.94
098 - DISTRICT ATTORNEY'S FUND	75.00	-	-	-	-	75.00
099 - CONSTRUCTION	3,045,619.20	-	-	-	-	3,045,619.20
101 - TAX NOTE, SERIES 2024	6,035,229.28	-	-	-	-	6,035,229.28
999 - POOLED CASH	673,028.48	-	-	483,307.17	522,502.78	(332,781.47)
Report Total:	\$ 79,356,652.67	\$ 2,628,260.96	\$ 4,019,872.56	\$ 483,307.17	\$ 522,502.78	\$ 76,959,231.12



My Pooled Cash Report

Angelina County

For the Period Ending 4/30/2024

ACCOUNT #	ACCOUNT NAME	BEGINNING BALANCE	CURRENT ACTIVITY	CURRENT BALANCE
CLAIM ON CASH				
010-000-1103	CASH IN BANK	-37493363.84	-354306.09	-37847669.93
011-000-1103	CASH IN BANK	39513.72	-2650	36863.72
012-000-1103	CASH IN BANK	-75440	71154.29	-4285.71
013-000-1103	CASH IN BANK	398262.71	-5828.37	392434.34
014-000-1103	CASH IN BANK	40207.87	0	40207.87
018-000-1103	CASH IN BANK	64363.95	0	64363.95
020-000-1103	CASH IN BANK	100172.85	2596.4	102769.25
022-000-1103	CASH IN BANK	88770.16	-3535.38	85234.78
025-000-1103	CASH IN BANK	744471.24	-29469.93	715001.31
028-000-1103	CASH IN BANK	1647541	747977.73	2395518.73
029-000-1103	CASH IN BANK	1366761.32	18437.29	1385198.61
035-000-1103	CASH IN BANK	6628379.62	-331346.13	6297033.49
036-000-1103	CASH IN BANK	416808.79	2875.49	419684.28
037-000-1103	CASH IN BANK	314843.67	2810.67	317654.34
042-000-1103	CASH IN BANK	50	5317.12	5367.12
050-000-1103	CASH IN BANK	37246.26	-499926.38	-462680.12
058-000-1103	CASH IN BANK	13111201.62	-518666.01	12592535.61
059-000-1103	CASH IN BANK	1571034.85	0	1571034.85
062-000-1103	CASH IN BANK	192923.88	-2941.1	189982.78
065-000-1103	CASH IN BANK	751280.57	-112745.09	638535.48
067-000-1103	CASH IN BANK	100295.34	0	100295.34
069-000-1103	CASH IN BANK	139171.88	-8602.38	130569.5
070-000-1103	CASH IN BANK	8256.71	0	8256.71
072-000-1103	CASH IN BANK	3817.74	0	3817.74
073-000-1103	CASH IN BANK	51218.51	0	51218.51
074-000-1103	CASH IN BANK	138998.71	-435.4	138563.31
075-000-1103	CASH IN BANK	437448.77	0	437448.77
077-000-1103	CASH IN BANK	1526594.65	0	1526594.65
079-000-1103	CASH IN BANK	98994.92	0	98994.92
080-000-1103	CASH IN BANK	4802368.74	59513.02	4861881.76
083-000-1103	CASH IN BANK	57134.22	-6936.89	50197.33
084-000-1103	CASH IN BANK	43561.27	-72.66	43488.61
086-000-1103	CASH IN BANK	7796.74	-2071.13	5725.61
088-000-1103	CASH IN BANK	191083.2	-37064.02	154019.18
097-000-1103	CASH IN BANK	67166.98	105	67271.98
098-000-1103	CASH IN BANK	75	0	75
099-000-1103	CASH IN BANK	3045619.2	0	3045619.2
101-000-1103	CASH IN BANK	8395.65	0	8395.65
TOTAL CLAIM ON CASH		673028.47	-1005809.95	-332781.48